



PATOLOGIA

Oferta książek zagranicznych

**85 Konferencja Konsultacyjno-Informacyjna:
"Znamiona i Plamy Barwnikowe"
Warszawa 18.11.2011 - 19.11.2011**

Zamówienia można składać:

Tomasz Kwiatkowski
ul. Grzybowska 37A,
00-855 Warszawa
kom. +48 501 56 31 00
tel. +48 22 654 06 75 wew. 40
fax +48 22 652 07 67
tomasz.kwiatkowski@abe.pl
www.abe.pl



Podane ceny są cenami netto i nie zawierają 5% podatku VAT

Podane ceny zostaną przeliczone na złotówki wg kursu walut NBP z dnia sprzedaży



www.abe.pl

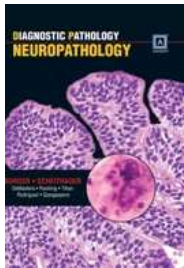


AMIRSYS®

Diagnostic Pathology Series do **-26%**

Oferta jest ważna do 31 grudnia 2011 roku

Podane ceny są cenami brutto i zawierają 5% podatek VAT



Diagnostic Pathology™: Neuropathology

Burger

ISBN - 13: 9781931884587

25 Paź 2012

Liczba stron: 800

Oprawa: Twarda

Cena: 1057,00 zł

Po rabacie: 820,00 zł

ZAPOWIEDŹ
Przyjmujemy zamówienia



Diagnostic Pathology™: Bone

Nielsen

ISBN - 13: 9781931884631

15 Kwi 2012

Liczba stron: 800

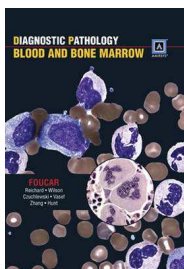
Oprawa: Twarda

Cena: 1057,00 zł

Po rabacie: 820,00 zł

ZAPOWIEDŹ
Przyjmujemy zamówienia

Designed as an easy-to-use and comprehensive reference for the practicing pathologist, Diagnostic Pathology: Bone is the highly anticipated title in the Diagnostic Pathology™ series offered by Amirsys®. As readers have come to expect from Amirsys® reference tools, Diagnostic Pathology: Bone is filled with superior medical images, including gross pathology and a variety of radiology images of rare entities, a wide range of pathology stains, and detailed medical illustrations. You'll also find a variety of quick-reference test data tables, one of the most useful hallmarks of the series. This handsome volume is an essential guide to understanding bone tumour pathology and diagnosis.



Diagnostic Pathology™: Blood and Bone Marrow

Foucar

ISBN - 13: 9781931884273

25 Paź 2011

Liczba stron: 800

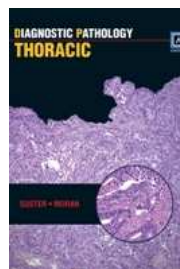
Oprawa: Twarda

Cena: 1057,00 zł

Po rabacie: 820,00 zł

JUŻ W SPRZEDAŻY

Designed as an easy-to-use and comprehensive reference for the practicing pathologist, "Diagnostic Pathology: Blood & Bone Marrow" is the newest title in the "Diagnostic Pathology" series by Amirsys. This extensively illustrated book showcases over 1,900 high-quality images, including gross pathology and a variety of pathology stains. Included are several images that display specialized immunophenotypic and molecular genetic features of bone marrow disorders. As readers have come to expect from Amirsys reference tools, the content is presented in concise, bulleted text that quickly gets to the most critical diagnostic data, including a variety of differential diagnoses. This book pinpoints important elements in the diagnosis of benign and neoplastic disorders and it clearly delineates numerous genetic disorders often found in blood and bone marrow.



Diagnostic Pathology™: Thoracic

Suster

ISBN - 13: 9781931884495

15 Wrz 2011

Liczba stron: 875

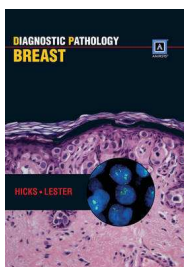
Oprawa: Twarda

Cena: 1104,60 zł

Po rabacie: 820,00 zł

JUŻ W SPRZEDAŻY

Designed as an easy-to-use and comprehensive reference for the practicing pathologist, Diagnostic Pathology: Thoracic is the highly anticipated title in the Diagnostic Pathology™ series offered by Amirsys®. As readers have come to expect from Amirsys® reference tools, Diagnostic Pathology: Thoracic is filled with superior medical images, including gross pathology, a wide range of pathology stains, and detailed medical illustrations. You'll also find classifications of lesion and tumour types and disorders, one of the most useful hallmarks of the series. This handsome volume is a veritable one-stop shop for any thoracic pathology reference need.



Diagnostic Pathology™: Breast

Hicks

ISBN - 13: 9781931884570

15 Wrz 2011

Liczba stron: 500

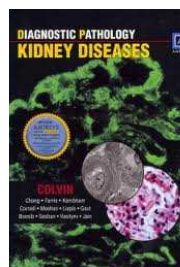
Oprawa: Twarda

Cena: 1057,00 zł

Po rabacie: 820,00 zł

JUŻ W SPRZEDAŻY

Designed as an easy-to-use and comprehensive reference for the practicing pathologist, Diagnostic Pathology™: Breast is a highly anticipated title in the Diagnostic Pathology™ series offered by Amirsys®. As readers have come to expect from Amirsys® reference tools, Diagnostic Pathology™: Breast is filled with superior medical images, including gross and microscopic pathology, a wide range of supportive immunohistochemistry, and detailed medical illustrations with numerous examples of morphologic findings. For each anatomical site, you'll find CAP cancer staging and specimen handling protocols—one of the most useful hallmarks of the series—plus detailed immunohistochemistry panels to accompany the images. In addition, uncommonly discussed topics such as pathology of breast cancer status post neoadjuvant chemotherapy and recurrent breast cancer are...



Diagnostic Pathology™: Kidney Diseases

Colvin

ISBN - 13: 9781931884532

15 Cze 2011

Liczba stron: 1000

Oprawa: Twarda

Cena: 981,75 zł

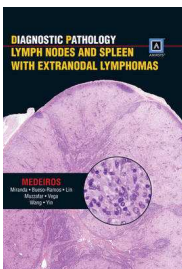
Po rabacie: 820,00 zł

Expert renal pathologists have created this easy-to-use reference book featuring comprehensive coverage of common and rare renal diseases and their variants. The book includes an up-to-date, concise presentation of major pathological, clinical, pathophysiological, and genetic information for over 200 diagnoses. Diagnostic Pathology™: Kidney Diseases is a highly anticipated title in the Diagnostic Pathology™ series published by Amirsys®. As readers have come to expect from Amirsys®, this book is filled with superior medical images, including gross pathology, a wide range of pathology stains, detailed medical illustrations, and hundreds of differential diagnoses. This disease-oriented guide, focused on medical kidney disorders, is a veritable one-stop shop for kidney disease pathology, including infections, injury, toxins, drugs, and genetics.

Diagnostic Pathology Series do -26%

Oferta jest ważna do 31 grudnia 2011 roku

Podane ceny są cenami brutto i zawierają 5% podatek VAT



Diagnostic Pathology™: Lymph Nodes and Spleen with Extranodal Lymphomas

Medeiros

ISBN - 13: 9781931884525

15 Kwi 2011

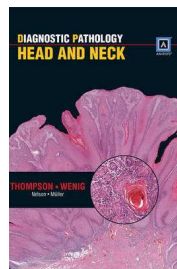
Liczba stron: 950

Oprawa: Twarda

Cena: 1030,05 zł

Po rabacie: 898,00 zł

Designed as a practical and very comprehensive reference for the practicing pathologist, Diagnostic Pathology™: Lymph Nodes and Spleen with Extranodal Lymphomas is a highly anticipated title in the Diagnostic Pathology™ series offered by Amirsys®. As readers have come to expect from Amirsys® reference tools, Diagnostic Pathology™: Lymph Nodes and Spleen with Extranodal Lymphomas is filled with superior medical images, including gross and microscopic pathology, a wide range of pathology stains, ancillary tests and detailed medical illustrations. For each anatomical site, you'll find specimen examination protocols plus detailed immunohistochemistry panels to accompany the images. This one-of-a-kind book covers a variety of benign and malignant disorders and lymphomas, such as infectious causes of lymphadenitis, reactive lymphadenopathies...



Diagnostic Pathology™: Head and Neck

Thompson

ISBN - 13: 9781931884617

15 Mar 2011

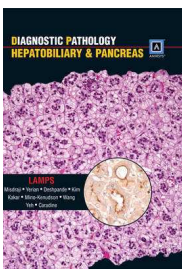
Liczba stron: 1075

Oprawa: Twarda

Cena: 1081,50 zł

Po rabacie: 898,00 zł

Designed as an easy-to-use and comprehensive reference for the practicing pathologist, Diagnostic Pathology: Head & Neck is the highly anticipated title in the Diagnostic Pathology series offered by Amirsys. This book is a multi-authored, comprehensive overview of the pathology of head & neck essentials, including the thyroid and parathyroid glands. The Amirsys-pioneered bulleted text is easy to follow with detailed information per disease entity. As with our other Diagnostic Pathology titles, chapters include definitions, terminology, etiologies and pathogenesis, demographics, clinical presentations, therapy, prognoses, radiologic imaging, pathology, and differential diagnoses. The pathologic features are extensively detailed with descriptions of the macroscopic features, microscopic findings, cytopathology and ancillary studies such as histochemistry...



Diagnostic Pathology™: Hepatobiliary & Pancreas

Lamps

ISBN - 13: 9781931884563

15 Mar 2011

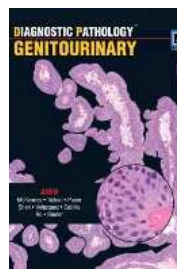
Liczba stron: 436

Oprawa: Twarda

Cena: 939,75 zł

Po rabacie: 820,00 zł

Designed as an easy-to-use and comprehensive reference for the practicing pathologist, Diagnostic Pathology: Hepatobiliary and Pancreas is the next highly anticipated title in the Diagnostic Pathology series offered by Amirsys. As readers have come to expect from this series, Diagnostic Pathology: Hepatobiliary and Pancreas is filled with superior medical images, including gross photographs, photomicrographs, and detailed medical illustrations. As with our other Diagnostic Pathology titles, chapters include definitions, terminology, etiologies and pathogenesis, demographics, clinical presentations, therapy, prognoses, radiologic imaging, pathology, and differential diagnoses. The pathologic features are extensively detailed with descriptions of the macroscopic features, microscopic findings, cytopathology (as indicated), and as needed, ancillary studies.



Diagnostic Pathology™: Genitourinary

Amin

ISBN - 13: 9781931884280

15 Kwi 2010

Liczba stron: 900

Oprawa: Twarda

Cena: 1131,90 zł

Po rabacie: 940,00 zł

Designed as an easy-to-use and comprehensive reference for the practicing pathologist, Diagnostic Pathology: Genitourinary is the highly anticipated title in the Diagnostic Pathology series offered by Amirsys. As readers have come to expect from Amirsys reference tools, Diagnostic Pathology: Genitourinary is filled with over 3,000 superior medical images, including gross and microscopic pathology, a wide range of pathology stains, and detailed medical illustrations. For each anatomical site, you'll find CAP Cancer Staging and specimen handling protocols--one of the most useful hallmarks of the series--plus detailed immunohistochemistry panels to accompany the images. This handsome volume will guide the reader through the intricacies of genitourinary pathology and the diagnosis of genitourinary-related diseases.



Diagnostic Pathology™: Soft Tissue Tumors

Fisher

ISBN - 13: 9781931884501

15 Lis 2010

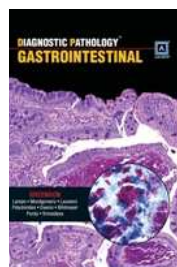
Liczba stron: 780

Oprawa: Twarda

Cena: 912,45 zł

Po rabacie: 820,00 zł

Designed as an easy-to-use and comprehensive reference for the practicing pathologist, Diagnostic Pathology: Soft Tissue is the highly anticipated title in the Diagnostic Pathology series offered by Amirsys®. As readers have come to expect from Amirsys® reference tools, Diagnostic Pathology: Soft Tissue is filled with superior medical images, including gross pathology, a wide range of pathology stains, and detailed medical illustrations. You'll also find essential information on staging and grading of soft tissue tumours, one of the most useful hallmarks of the series. This handsome volume is a veritable one-stop shop for the pathology of soft tissue tumours and their diagnosis.



Diagnostic Pathology™: Gastrointestinal

Greenson

ISBN - 13: 9781931884266

15 Paź 2009

Liczba stron: 800

Oprawa: Twarda

Cena: 1119,30 zł

Po rabacie: 940,00 zł

Designed as an easy-to-use and comprehensive reference for the practicing pathologist, Diagnostic Pathology: Gastrointestinal is the highly anticipated first title in the Diagnostic Pathology™ series offered by Amirsys. As readers have come to expect from Amirsys reference tools, Diagnostic Pathology: Gastrointestinal is filled with superior medical images, including gross pathology, a wide range of pathology stains, and detailed medical illustrations. You'll also find a variety of quick-reference test data tables, one of the most useful hallmarks of the series. This handsome volume is a veritable one-stop shop for any gastrointestinal pathology reference need.





WHO Classification of Tumours of the Breast

R Lakhani
World Health Organization

ISBN - 13: 9789283224334

2012

Liczba stron: 400

Oprawa: Miękka

Cena: 135,00 CHF

ZAPOWIEDŹ
Przyjmujemy zamówienia



Advances in Surgical Pathology: Lung Cancer

Philip T. Cagle
Lippincott Williams and Wilkins

ISBN - 13: 9781605475912

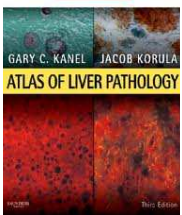
01 Gru 2010

Liczba stron: 304

Oprawa: Twarda

Cena: £ 88,00

Advances in Surgical Pathology: Lung Cancer, a volume in the Advances in Surgical Pathology series, features chapters on current and impending changes in the field of lung cancer that directly affect pathologists. This includes the 2004 updates of the WHO Classification of Tumors of the Lung; the ongoing new classification of neuroendocrine carcinomas of the lung by the International Association for the Study of Lung Cancer; the ongoing revision of the pathologic and clinical staging of lung cancer by the AJCC; molecular diagnostics in the diagnosis of lung cancer; the role of the pathologist in the new molecular targeted...



Atlas of Liver Pathology, Differential Diagnosis and Liver Biopsy Interpretation

Gary C. Kanel
Saunders

ISBN - 13: 978143770656


23 Gru 2010

Liczba stron: 528

Oprawa: Twarda + Dostęp online

Cena: £ 177,00

The Atlas of Liver Pathology, by Drs. Gary C. Kanel and Jacob Korula, provides the visual guidance you need to accurately diagnose all forms of liver disease. Organized by disease type, it points out major histological features, updates disease parameters with new images and diagrams, and helps you understand the clinical aspects of each disease. In print and online, it provides quick and convenient reference to virtually all of the liver disorders commonly seen today. Nine-hundred-plus high-quality, full-color images capture the gross and histological presentation of liver pathology ideal for comparison to the specimens you...



Atlas of Neoplastic Pulmonary Disease

Armando E. Fraire
Springer

ISBN - 13: 9780387898384

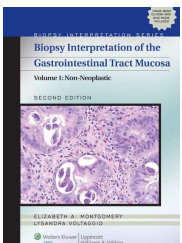
01 Sty 2009

Liczba stron: 164

Oprawa: Twarda

Cena: € 86,95

Using a multi-disciplinary approach to the diagnosis of pulmonary disease, this unique atlas will offer the busy practitioner a quick and reliable tool crossing over traditional boundaries and will be useful not only to pathologists and cytopathologists, but also to pulmonologists, internists, endoscopists and radiologists as well as students and residents in training. The atlas will contain a profusion of images (320 in color) accompanied by descriptive text and a restricted number of highly selected references.



Biopsy Interpretation of the Gastrointestinal Tract Mucosa

Elizabeth A. Montgomery
Lippincott Williams and Wilkins

ISBN - 13: 9781451109603

21 Lis 2011


Liczba stron: 352

Oprawa: Twarda

Cena: £ 108,00

ZAPOWIEDŹ
Przyjmujemy zamówienia

Gastrointestinal mucosal biopsies are an active part of the pathologist's day and have increased in the past few years as endoscopic screening has become more commonplace. This new full-color second edition of "Biopsy Interpretation of the Gastrointestinal Tract Mucosa" has been expanded into two concise, comprehensive volumes to offer more complete coverage of both non-neoplastic and neoplastic entities. Like the other books in the "Biopsy Interpretation Series", these volumes are practical references for pathologists to use when making diagnostic decisions based on biopsy specimens. Volume 1 of this second...



Blaustein's Pathology of the Female Genital Tract

Robert J. Kurman
Springer

ISBN - 13: 9781441904881


30 Lis 2010

Liczba stron: 1246

Oprawa: Twarda

Cena: € 169,95

Since the publication of the 1/e in 1977, Blaustein's Pathology of the Female Genital Tract has consolidated its position as the leading textbook of gynecological pathology. An essential reference for all pathologists and residents, this thoroughly updated Sixth Edition includes more than 1400 illustrations in color, informative tables and 22 revised chapters written by internationally recognized experts. Discussion of each specific entity is organized to include general information, etiology, and epidemiology followed by clinical features, pathologic findings, differential diagnosis, clinical behavior, and treatment. This clear organization...



Blood and Bone Marrow Pathology

Anna Porwit
Churchill Livingstone

ISBN - 13: 9780702031472


03 Lip 2011

Liczba stron: 722

Oprawa: Twarda + Dostęp online

Cena: £ 185,00

Already a standard reference work in the field, the new edition of "Blood and Bone Marrow Pathology" incorporates the latest WHO classification schemes and the latest ancillary diagnostic techniques in immunohistochemistry and molecular biology in order to provide a comprehensive, well balanced and authoritative guide to the interpretation and diagnosis of neoplastic and non-neoplastic diseases of blood and bone marrow. The text is lavishly illustrated with high quality colour images that demonstrate the relevant pathological features and immunohistochemical and molecular markers. The text features a well-organized...



Breast Pathology

David J. Dabbs
Saunders

ISBN - 13: 9781437706048

15 Lut 2012


Liczba stron: 816

Oprawa: Twarda + Dostęp online

Cena: £ 232,00

ZAPOWIEDŹ
Przyjmujemy zamówienia

Breast Pathology, edited by Dr. David J. Dabbs - leading expert in breast pathology and author of the best-selling reference "Diagnostic Immunohistochemistry" - presents an integrated and highly visual approach to breast pathology. This in-depth resource combines international perspectives and expertise on genomic and molecular information, clinical presentation, gross and microscopic pathologic findings, radiologic and laboratory diagnosis, immunohistochemistry, and therapeutics so you can accurately diagnose the full spectrum of breast diseases.



Breast Pathology

Frances P. O'Malley
Saunders

ISBN - 13: 9781437717570

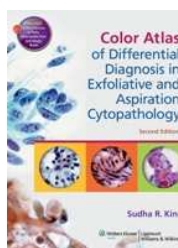
26 Lip 2011

Liczba stron: 400

Oprawa: Twarda + Dostęp online

Cena: £ 116,00

Breast Pathology, a title in the "Foundations in Diagnostic Pathology" series, provides all of the most essential information on the pathological entities encountered in practice in an easy-to-use format. Drs. Frances P. O'Malley, Sarah E. Pinder, and Anna Marie Mulligan provide unparalleled expert guidance for the study and diagnosis of a broad spectrum of breast lesions as well as the broad range of appearances of normal breast tissue. The consistent, practical format with a wealth of illustrations, at-a-glance boxes, and tables, along with online access, makes this title ideal for quick reference for both novices and experienced breast...



Color Atlas of Differential Diagnosis in Exfoliative and Aspiration Cytopathology

Sudha R. Kini
Lippincott Williams and Wilkins

ISBN - 13: 9781608312757


15 Maj 2011

Liczba stron: 992

Oprawa: Twarda

Cena: £ 205,00

The primary thrust of this atlas is a comparison between different diagnostic entities with cytologic findings summarized in tabulated forms. The book contains over 3,200 full color photographs that illustrate the criteria for the cytology described. "The Color Atlas of Differential Diagnosis in Exfoliative and Aspiration Cytopathology" is an excellent reference for everyday use when difficult and challenging cases face both cytotechnologists and pathologists. A tabulated form of information saves valuable time while reporting cytopathology.



Cytohistology

Gupta Prabodh
Cambridge University Press

ISBN - 13: 9780521883580


17 Lut 2011

Liczba stron: 202

Oprawa: Twarda + CD

Cena: £ 110,00

This book represents the essentials of diagnostic cytopathology. Clinical research has confirmed the efficacy of the cytologic method of disease diagnosis and it is now considered the definitive method for identifying a wide array of malignancies. Cytohistology: Essential and Basic Concepts comprehensively covers all the morphologic variations and landmarks in cells that can potentially signal disease. Morphologies in cancer are the primary focus but all potential changes in infectious and inflammatory disorders are also covered in detail. There is a separate section on molecular and other ancillary diagnostic techniques in cytopathology.



Cytopathology

Behdad Shambayati
Oxford University Press

ISBN - 13: 9780199533923


17 Lut 2011

Liczba stron: 448

Oprawa: Miękka

Cena: £ 31,99

Cytopathology provides a broad-ranging overview of the microscopic study of normal and abnormal cells, which embraces the latest imaging and visualization methods to study the structure of cells. The full colour presentation features over 400 figures. Written with the needs of the biomedical scientist centre-stage, it provides a firm grounding in normal cell structure, and the abnormal features that are indicative of different clinical conditions. It also explains how screening programmes can be used to detect changes early, giving an invaluable opportunity for treatment regimes to be implemented in a timely way.



Dermatopathology: Diagnosis by First Impression

Christine J. Ko
Wiley

ISBN - 13: 9780470657119


11 Lut 2011

Liczba stron: 296

Oprawa: Miękka

Cena: £ 64,99

The atlas that helps you differentiate visually similar diseases. Written from a trainee's perspective, the second edition of Dermatopathology: Diagnosis by First Impression uses more than 800 high resolution color images to introduce a simple and effective way to defuse the confusion caused by dermatopathology slides. Focused on commonly tested entities, and using low- to high-power views, this atlas emphasizes the key differences between visually similar diseases by using appearance as the starting point for diagnosis. The Second Edition provides: *800 high resolution photographs "Key Differences" to train the eye on distinctive...



Diagnostic Atlas of Renal Pathology

Agnes B. Fogo
Saunders

ISBN - 13: 9781437704273

06 Gru 2011

Liczba stron: 560


Oprawa: Twarda + Dostęp online

Cena: £ 146,00

Covering all major inflammatory, infectious, pre-neoplastic, and neoplastic diseases of the kidney, "Diagnostic Atlas of Renal Pathology", by Agnes B. Fogo, MD and Michael Kashgarian, MD, delivers practical, highly visual guidance for effectively and accurately diagnosing a wide range of pathologic entities. More than 700 high-quality illustrations help you to recognize the pathologic features and clinical manifestations of both common and rare renal disorders and to formulate confident and accurate diagnoses. Thoroughly updated throughout, this companion to Brenner & Rector's, "The Kidney, 9th Edition" provides the newest information...

ZAPOWIEDŹ

Przyjmujemy zamówienia



Diagnostic Cytopathology

Winifred Gray
Churchill Livingstone

ISBN - 13: 9780702031540


27 Kwi 2010

Liczba stron: 954

Oprawa: Twarda + Dostęp online

Cena: £ 227,00

The new edition of "Diagnostic Cytopathology" provides the practicing and trainee cytopathologist with a comprehensive guide to the diagnostic applications of exfoliative and aspiration cytology. The book covers normal and abnormal cytological findings encountered in all body sites where cytological applications are used. Appropriate histopathological, immunohistochemical and molecular correlations, together with a consideration of the possible differential diagnoses, accompany the cytological findings. The reader can see a full range of normal and abnormal findings with almost 2,000 full-colour images. The book is heavily...



Diagnostic Gynecologic and Obstetric Pathology

Christopher P. Crum
Saunders

ISBN - 13: 9781437707649

16 Lut 2011


Liczba stron: 1216

Oprawa: Twarda + Dostęp online

Cena: £ 193,00

In this title, Drs. Christopher P. Crum, Marisa R. Nucci, and Kenneth R. Lee help you diagnose neoplastic and non-neoplastic lesions of the female reproductive tract with their comprehensive update of "Diagnostic Gynecologic and Obstetric Pathology". This 2nd edition provides all of the latest guidance needed to accurately evaluate pathologic features and morphologic patterns. With 650+ new color images, an appendix with algorithms for the use of biomarkers, key points, diagnostic pearls, and more ...all now available with searchable online access. This title is a must-have for today's pathologist.



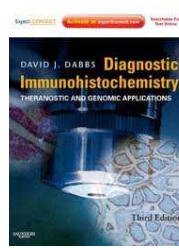


Diagnostic Gynecologic and Obstetric Pathology: An Atlas and Text

Roger A. Reichert
Lippincott Williams and Wilkins

ISBN - 13: 9781608310777
19 Gru 2011
Liczba stron: 704
Oprawa: Twarda
Cena: £ 164,00

This book, which is designed to complement rather than compete with currently available literature, takes an image-intensive approach that provides the reader with the visual correlates and information necessary to evaluate the vast majority of the wide range of diseases encountered within this subspecialty. The gross and microscopic images in this atlas are presented exclusively in color, and are supplemented by pertinent clinical information and discussions of differential diagnostic considerations. When deemed appropriate, images of immunohistochemical and special stains are included. This atlas also includes...




Diagnostic Immunohistochemistry: Theranostic and Genomic Applications

David J. Dabbs
Saunders

ISBN - 13: 9781416057666
02 Lut 2010
Liczba stron: 960
Oprawa: Twarda + Dostęp online
Cena: £ 251,00

Diagnostic Immunohistochemistry presents the latest information and most reliable guidance on immunohistological diagnoses in surgical pathology. David J. Dabbs, MD and other leading experts bring you state-of-the-art coverage on genomic and theranostic applications, molecular anatomic pathology, immunocytology, Non-Hodgkin's lymphoma, and more. Additional features such as tables discussing antibody specifications, differential diagnosis boxes, ancillary anatomic molecular diagnostics, and full-color histological images ensure user-friendly coverage that makes key information easy to find and apply. The fully searchable text is also...




Diagnostic Lymph Node Pathology

Dennis H. Wright
Hodder Education

ISBN - 13: 9780340990681
28 Sty 2011
Liczba stron: 186
Oprawa: Twarda
Cena: £ 115,00

...written by three internationally recognized experts who bring together the essential features of both reactive and neoplastic lesions of lymph nodes...The chapters are well proportioned with succinct, lucid and reader-friendly text. The lesions are generously illustrated and all the photographs (H&E, immunostains and electron micrographs) are of superb quality. Histopathology, from a review of the first edition. Thoroughly updated and revised in line with the latest World Health Organization classification system, the second edition of Diagnostic Lymph Node Pathology continues to be an essential guide to the interpretation of lymph node...




Diagnostic Pathology of Infectious Disease

Richard L. Kradin
Saunders

ISBN - 13: 9781416034292
05 Lut 2010
Liczba stron: 660
Oprawa: Twarda + Dostęp online
Cena: £ 141,00

Diagnostic Pathology of Infectious Disease presents a comprehensive, organ-based approach to the effective and accurate diagnosis of infectious diseases. Dr. Richard L. Kradin covers the latest information on H1N1, as well as the use of immunohistochemical stains, PCR, Immunoperoxidase, and other molecular techniques for a current representation of the field. High-quality, full-color illustrations and differential diagnosis tables accompany each lesson so that you can quickly identify and diagnose whatever you see. Online and print, this reference is an invaluable tool for the accurate diagnosis of any infectious disease-from the...

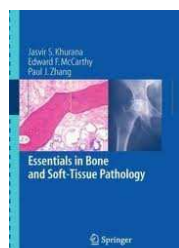


Differential Diagnosis in Cytopathology

Paolo Gattuso
Cambridge University Press

ISBN - 13: 9780521873383
30 Paź 2009
Liczba stron: 760
Oprawa: Twarda + CD
Cena: £ 160,00

The cytologic method of pathology is now one of the most widely used diagnostic modalities worldwide. This new and practical text in cytopathology is an organ-based guide for professionals in which malignant and benign tumors are the predominant focus, but the full spectrum of infectious and inflammatory disorders will also be presented in detail, and in both adult and pediatric populations. Coverage is not limited to findings from only the light microscope but also includes many examples of other genetic, molecular, and immunologic diagnostic modalities, giving pathologists diagnostic and clinical criteria needed when...




Essentials in Bone and Soft Tissue Pathology

Edward F. McCarthy
Springer

ISBN - 13: 9780387898445
07 Kwi 2010
Liczba stron: 220
Oprawa: Miękka
Cena: € 69,95

Essentials in Bone and Soft Tissue Pathology will be a concise and visual reference on the main diagnostic points of common non-neoplastic bone conditions as well as key diagnostic features of bone and soft tissue tumors. Important differential diagnoses will be discussed.




Gastrointestinal and Liver Pathology

Christine A. Iacobuzio-Donahue
Saunders

ISBN - 13: 9781437709254
06 Cze 2011
Liczba stron: 736
Oprawa: Twarda + Dostęp online
Cena: £ 116,00

Gastrointestinal and Liver Pathology, a title in "The Foundations in Diagnostic Pathology series", provides all the most essential information on the pathological entities encountered in practice in an easy-to-use format. Drs. Christine A. Iacobuzio-Donahue and Elizabeth Montgomery examine the full scope of neoplastic and non-neoplastic disorders of the gastrointestinal tract-, including disorders of the tubular gastrointestinal tract, pancreatobiliary tree, and liver - from clinical features and ancillary studies to differential diagnoses and prognostic and therapeutic considerations. The consistent, practical format with a wealth of...




Handbook of Practical Immunohistochemistry: Frequently Asked Questions

Fan Lin
Springer

ISBN - 13: 9781441980618
27 Lip 2011
Liczba stron: 619
Oprawa: Twarda
Cena: € 199,95

In a conceptually current, quick-reference, Question & Answer format, the Handbook of Practical Immunohistochemistry: Frequently Asked Questions provides standardization of the immunostaining process for each antibody and for each staining panel. With links to the authors Immunohistochemical Laboratory website, this volume creates a current and up-to-date information system on immunohistochemistry. This includes access to tissue microarrays (TMA) of over 5,000 tumors to validate common diagnostic panels and provide the best reproducible data for diagnostic purposes. Chapters are presented in a unique...

Hematopathology



Eric D. Hsi
Saunders

ISBN - 13: 9781437726060

14 Mar 2012

Liczba stron: 672

Oprawa: Twarda + Dostęp online


Cena: £ 116,00

ZAPOWIEDŹ

Przyjmujemy zamówienia

Highly Commended, Basic and Clinical Sciences, BMA Awards 2007, this volume in the "Foundations in Diagnostic Pathology Series" packs today's most essential hematopathology know-how into a compact, high-yield format! Its pragmatic, well-organized approach, abundant full-color illustrations, and at-a-glance tables make the information you need easy to access.

Henry's Clinical Diagnosis and Management by Laboratory Methods



Richard A. McPherson
Saunders

ISBN - 13: 9781437709742

06 Wrz 2011

Liczba stron: 1568

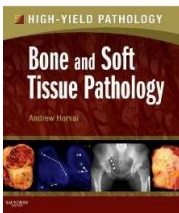
Oprawa: Twarda + Dostęp online

Cena: £ 103,00

JUŹ W SPRZEDAŻY

Recognized as the definitive book in laboratory medicine since 1908, "Henry's Clinical Diagnosis and Management by Laboratory Methods", edited by Richard A. McPherson, MD and Matthew R. Pincus, MD, PhD, is a comprehensive, multidisciplinary pathology reference that gives you state-of-the-art guidance on lab test selection and interpretation of results. Revisions throughout keep you current on the latest topics in the field, such as biochemical markers of bone metabolism, clinical enzymology, pharmacogenomics, and more! A user-friendly full-color layout as well as online access to the full text and complete image bank...

High-Yield Bone and Soft Tissue Pathology



Andrew Horvai
Saunders

ISBN - 13: 9781437725209

14 Mar 2012

Liczba stron: 480

Oprawa: Twarda + Dostęp online


Cena: £ 129,00

ZAPOWIEDŹ

Przyjmujemy zamówienia

Save time identifying and diagnosing pathology specimens with "High Yield Bone and Soft Tissue Pathology", edited by Drs. Andrew Horvai and Thomas Link. Part of the "High-Yield Pathology" series, this title is designed to help you review the key pathologic features of bone and soft-tissue malformations, recognize the classic look of each disease, and quickly confirm your diagnosis. Its templated format, excellent color photographs, concise bulleted text, and authoritative content will help you accurately identify more than 160 discrete disease entities. Online access to complete text and image bank makes this an ideal reference...

High-Yield Uropathology



Ming Zhou
Saunders

ISBN - 13: 9781437725230

02 Kwi 2012

Liczba stron: 576


Oprawa: Twarda + Dostęp online

Cena: £ 161,00

ZAPOWIEDŹ

Przyjmujemy zamówienia

Inflammatory Skin Disorders



Jose A Plaza
Demos Medical

ISBN - 13: 9781933864877

01 Gru 2011

Liczba stron: 274

Oprawa: Miękka


Cena: £ 60,00

ZAPOWIEDŹ

Przyjmujemy zamówienia

Inflammatory Skin Disorders presents the full gamut of key inflamed skin disorders entities and diagnoses that a pathologist can expect to encounter in daily practice. Coverage includes inflammatory reactions limited to the epidermis, inflammatory reactions of the dermis, inflammatory reactions of subcutaneous tissue, infectious diseases, cutaneous and metabolic disorders and more. Inflammatory Skin Disorders is highly illustrated throughout and provides a handy summary and quick reference guide for pathology residents and less experienced pathologists. In addition, it serves as a portable "refresher course" or MOC review tool for more...

Intraoperative Consultation in Surgical Pathology



Mahendra Ranchod
Cambridge University Press

ISBN - 13: 9780521897679

28 Paź 2010


Liczba stron: 356

Oprawa: Twarda

Cena: £ 105,00

Although frozen section diagnosis has been an integral part of surgical pathology for decades, this is the first textbook that offers a comprehensive clinicopathologic approach to the challenges of intraoperative consultation. Intraoperative diagnosis is challenging because of time constraints, sampling limitations, and the inability to perform a wide range of ancillary tests. Intraoperative Consultation in Surgical Pathology emphasizes the importance of clinical information, highlights the value of close collaboration with surgeons, and provides clear guidelines for the best way to examine specimens intraoperatively. Pathologists are then able to minimize error...

MacSween's Pathology of the Liver



Alastair D. Burt
Churchill Livingstone

ISBN - 13: 9780702033988

26 Paź 2011

Liczba stron: 1032


Oprawa: Twarda + Dostęp online

Cena: £ 189,00

JUŹ W SPRZEDAŻY

This definitive reference text provides you with all of the information necessary to effectively diagnose and confidently sign out hepatobiliary tissue samples. An invaluable aid to pathologists and hepatologists at all levels of training and practice, this book covers the full range of both benign and malignant lesions of the liver and biliary tract. All entities are accompanied by over a thousand carefully chosen photographs of outstanding quality. Summary tables, diagnostic flow charts, and analytic tables provide all the information you need for confident interpretation and accurate diagnosis.

Manual of Surgical Pathology



Susan C. Lester
Saunders

ISBN - 13: 9780323065160

10 Wrz 2010

Liczba stron: 608


Oprawa: Twarda + Dostęp online

Cena: £ 113,00

Dr. Lester's "Manual of Surgical Pathology, 3rd Edition" offers complete, practical guidance on the evaluation of the surgical pathology specimen, from its arrival in the department to preparation of the final report. Inside, you'll find step-by-step instructions on specimen processing, tissue handling, gross dissection technique, histological examination, application of special stains, development of a differential diagnosis, and more. This thoroughly revised New Edition integrates cutting-edge procedures well as the latest staging and classification information. Coverage of the latest standards and procedures for the laboratory and handling of surgical...



McKee's Pathology of the Skin

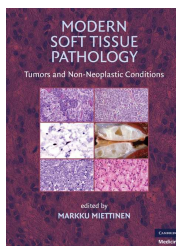


J. Eduardo Calonje
Saunders
ISBN - 13: 9781416056492
09 Wrz 2011
Liczba stron: 1906
Oprawa: Twarda + Dostęp online
Cena: £ 322,00

JUŻ W SPRZEDAŻY

This book is a winner of the British Medical Association award (Dermatology Book Category) and the The Society of Authors & the Royal Society of Medicine 2005 book awards (New Edition of an Edited Book). The most complete, in-depth coverage of the field available today in one source! It focuses particularly on aetiology and pathogenesis, disease mechanisms and includes all of the appropriate recent genetic, molecular and basic science data. More than 5,400 illustrations include depictions of clinical variants to support clinicopathological correlation and differential diagnoses. The 3rd Edition has been completely...

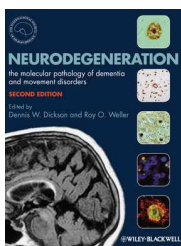
Modern Soft Tissue Pathology



Markku Miettinen
Cambridge University Press
ISBN - 13: 9780521874090
31 Maj 2010
Liczba stron: 1116
Oprawa: Twarda
Cena: £ 170,00

This book comprehensively covers modern soft tissue pathology and includes both tumors and non-neoplastic entities. Soft tissues make up a large bulk of the human body, and they are susceptible to a wide range of diseases. Many soft-tissue tumors are biologically very aggressive, and the chance of them metastasizing to vital organs is quite high. In recent years, the outlook for soft-tissue cancers has brightened dramatically due to the increased accuracy of the pathologist's tools. All methods of diagnosis are covered here, with an emphasis on the newest immunoassays and other genetic, molecular, and immunologic diagnostic...

Neurodegeneration: The Molecular Pathology of Dementia and Movement



Dennis Dickson
Wiley
ISBN - 13: 9781405196932
18 Lis 2011
Liczba stron: 496
Oprawa: Twarda
Cena: £ 170,00

ZAPOWIEDŹ
Przyjmujemy zamówienia

This book classifies and groups dementias and movement disorders in terms of Molecular Pathology, a strategy that proved to be successful in the first edition in 2003. Since 2003 there have been so many significant advances in the field that a new edition is urgently required. Authors from the wide field of experts in the International Society of Neuropathology and related disciplines bring together the pathological features of all neurodegenerative diseases.

Neuropathology




Richard A. Prayson
Saunders
ISBN - 13: 9781437709490
28 Lis 2011
Liczba stron: 648
Oprawa: Twarda + Dostęp online
Cena: £ 116,00

ZAPOWIEDŹ
Przyjmujemy zamówienia

Neuropathology, a title in the "Foundations in Diagnostic Pathology" series, provides all of the latest and most essential information on neoplastic and non-neoplastic conditions of the central and peripheral nervous systems in a high-yield, easy-to-use format. Renowned expert Richard A. Prayson, MD, along with a premier group of neuropathologists, provides unparalleled, expert guidance on the evaluation and diagnosis of a broad spectrum of neuropathic entities using morphologic, immunohistochemical, and molecular genetic techniques. The consistent, practical format with a wealth of illustrations, at-a-glance boxes...


Oral Pathology: Clinical Pathologic Correlations



Joseph A. Regezi
Saunders
ISBN - 13: 9781455702626
03 Sty 2011
Liczba stron: 480
Oprawa: Twarda
Cena: £ 83,99

Covering pathologic conditions by clinical appearance, "Oral Pathology: Clinical Pathologic Correlations, 6th Edition" uses an atlas-style format to help you identify, diagnose, and plan treatment for oral disease presentations. Two-page spreads include clinical photos of common conditions on one side while the facing page lists the central features, causes, and significance of each specific disease. Each chapter is organized by clinical appearance, such as white lesions, red-blue lesions, and cysts of the jaws and neck, and includes full-color photomicrographs and clinical photos to help you identify pathologic elements. This edition adds new...

Orell and Sterrett's Fine Needle Aspiration Cytology



Svante R. Orell
Churchill Livingstone
ISBN - 13: 9780702031519
21 Wrz 2011
Liczba stron: 512
Oprawa: Twarda + Dostęp online
Cena: £ 189,00

JUŻ W SPRZEDAŻY

A major revision of the leading textbook of FNA cytology Both text and illustrations provide a systematic and logical approach to the acquisition, interpretation and diagnosis of Fine Needle Aspirate biopsy specimens. Orell's FNA Cytology will assist in establishing diagnostic criteria and results in the examination of benign and malignant condition in all body systems where the technique is currently applied. The information is always presented in a clinical context: it details the role of FNA and other ancillary techniques in the investigative sequence (the cytological findings are always set in the context of the patient's clinical history, physical exam...


Pathology of Solid Organ Transplantation



Helen Liapi
Springer
ISBN - 13: 9783540793427
15 Gru 2010
Liczba stron: 405
Oprawa: Twarda
Cena: € 159,95


Because of the progress in diagnostic transplantation pathology, interpretation of transplant biopsies is increasingly becoming an attractive field for general surgical pathologists. The book focuses on the pathology of transplantation in the following organs: kidney, liver, lungs, heart, pancreas and small intestine. An introductory section addresses common entities that may complicate all transplant recipients such as infections, post-transplant lymphoproliferative disease and graft versus host disease, followed by 6 sections with detailed manifestations of rejection in each organ. This comprehensive, well-illustrated book serves the needs...

Pathology of the Lungs



Bryan Corrin
Churchill Livingstone
ISBN - 13: 9780702033698
22 Lut 2011
Liczba stron: 816
Oprawa: Twarda + Dostęp online
Cena: £ 175,00

With an emphasis on practical diagnostic problem solving, "Pathology of the Lungs" provides the pulmonary pathologist and the general surgical pathologist with an accessible, comprehensive guide to the recognition and interpretation of common and rare neoplastic and non-neoplastic lung conditions. The text is written by two authors and covers all topics in a consistent manner without the redundancies or lapses that are common in multi-authored texts. The text is lavishly illustrated with the highest quality illustrations which accurately depict the histologic, immunohistochemical and cytologic findings under consideration and it is...




Pediatric Pathology

J.Thomas Stocker
Lippincott Williams and Wilkins

ISBN - 13: 9780781766692
01 Sty 2011
Liczba stron: 1312
Oprawa: Twarda
Cena: £ 240,00

Revised and updated for its third edition, "Stocker and Dehner's Pediatric Pathology" provides encyclopedic coverage of the diagnosis of pediatric disorders from the neonatal period through adolescence. It covers all major aspects of the pathologic anatomy of childhood disorders ranging from chromosomal syndromes and neoplasms to forensic pathology. Sections are organized by disease classification and by organ system. The book contains more than 1,300 gross and microscopic images, including 1,200 in full color. This edition includes a new chapter on transplantation pathology. Other highlights include significant updates...




Practical Pulmonary Pathology: A Diagnostic Approach

Kevin O. Leslie
Saunders

ISBN - 13: 9781416057703
19 Maj 2011
Liczba stron: 864
Oprawa: Twarda + Dostęp online
Cena: £ 193,00

With its award-winning, innovative approach, the new edition of "Practical Pulmonary Pathology", by Kevin O. Leslie, MD and Mark R. Wick, MD, provides comprehensive, practical guidance in the accurate identification and interpretation of neoplastic and non-neoplastic diseases of the lungs. Lavishly illustrated in full color throughout, this 'one-stop' resource captures key morphologic patterns for a full range of common and rare conditions and assists in the interpretation of complex diagnostic puzzles. There is an easily accessible format with a unique 'visual index' that places in-depth diagnostic guidance quickly at your fingertips-in...




Robbins Basic Pathology

Vinay Kumar
Saunders

ISBN - 13: 9781437717815
01 Maj 2012
Liczba stron: 960
Oprawa: Twarda
Cena: £ 62,99

ZAPOWIEDŹ
Przyjmujemy zamówienia

Robbins Basic Pathology delivers the pathology knowledge you need, the way you need it, from the name you can trust! This medical textbook's unbeatable author team helps you efficiently master the core concepts you need to know for your courses and USMLE exams.




Rosai and Ackerman's Surgical Pathology

Juan Rosai
Mosby

ISBN - 13: 9780323069694
20 Cze 2010
Liczba stron: 2892
Oprawa: Twarda + Dostęp online
Cena: £ 277,00

Rosai and Ackerman's Surgical Pathology presents comprehensive guidance on every aspect of the field. The new edition of this two-volume masterwork retains the practical approach that has earned it a loyal following and widespread critical acclaim. At the same time, it delivers expanded and updated content on molecular pathology, and immunohistochemical techniques which have truly transformed the practice of surgical pathology.

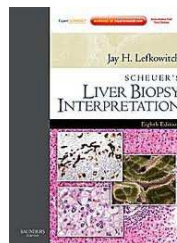


Rubin's Pathology: Clinicopathologic Foundations of Medicine

Raphael Rubin
Lippincott Williams and Wilkins

ISBN - 13: 9781451109122
15 Mar 2011
Liczba stron: 1352
Oprawa: Twarda
Cena: £ 65,00

Rubin's Pathology is a core textbook for medical students taking pathology. Pathology in medical school is generally taught in one of two ways: as a year long course in the second year of medical school, covering principles and systems, or as a two part course, beginning with fundamental principles in the first year of medical school and concluding with systems pathology in the second year of medical school. This text emphasizes concepts that a medical student needs to know without going into unnecessary detail. It features numerous high-quality images and superb four-color illustrations. There is a companion website...




Scheuer's Liver Biopsy Interpretation

Jay H. Lefkowitz
Saunders

ISBN - 13: 9780702034107
03 Sie 2010
Liczba stron: 416
Oprawa: Twarda + Dostęp online
Cena: £ 95,00

For over 40 years "Scheuer's Liver Biopsy Interpretation" has been an invaluable resource for the pathologist in practice and in training in helping to solve diagnostic problems at the microscope. Lavishly illustrated in full color throughout it covers all aspects of liver pathology from the normal, the hepatitides, childhood disease and neoplasms. Copious technical tips and diagnostic 'pearls' reflect the extensive experience and insight of the late Peter Scheuer and Jay Lefkowitz. Throughout the text histopathologic features are correlated with clinical features to provide a practical account of how pathology impacts the diagnosis and management...




Schuknecht's Pathology of the Ear

Saumil N. Merchant
PMPH-USA

ISBN - 13: 9781607950301
01 Paź 2010
Liczba stron: 960
Oprawa: Twarda
Cena: \$ 249,00

The third edition of Harold F. Schuknecht's Pathology of the Ear has been reorganized and consists of four sections, including: (I.) "Anatomy, physiology, and pathophysiology of the ear;" (II.) "Disease processes of the ear;" and (IV.) "Histopathology following surgical treatment." An entirely new section (III) has been developed, entitled "Patterns of degeneration of the ear with multiple etiologies" which hopefully will serve as a helpful guide to the reader to recognize that multiple etiologies may result in a similar histopathologic phenotype.




Tumors and Tumor-like Conditions of the Lung and Pleura

Cesar A. Moran
Saunders

ISBN - 13: 9781416036241
01 Maj 2010
Liczba stron: 480
Oprawa: Twarda + Dostęp online
Cena: £ 120,00

Tumors and Tumor-like Conditions of the Lung and Pleura is a superb visual resource that brings the state-of-the-art in thoracic diagnosis straight to the lab bench. Cesar A. Moran and Saul Suster are internationally recognized experts in pulmonary pathology who present a coherent and consistent approach to interpretation and diagnosis. Through more than 900 stunning photographs and a consistent, user-friendly format, this resource provides quality guidance on the diagnostic problems you face in everyday practice. You'll get a host of innovative, practice-oriented features unavailable in any other text that streamline...





Weedon's Skin Pathology Essentials

Ronald Johnston
Churchill Livingstone

ISBN - 13: 9780702035746

15 Gru 2011

Liczba stron: 800

Oprawa: Twarda + Dostęp online

Cena: £ 95,00

Weedon's Skin Pathology Essentials provides you with a detailed and extensive quick-reference guide to the recognition and diagnosis of skin lesions, both from the clinical and histological perspective. It serves as a comprehensive review and reference for pathologists and dermatologists in training and in practice by providing quick answers to diagnostic problems in the interpretation and diagnosis of skin biopsies. Its innovative, accessible outline format, bullet point style, and numerous high quality clinical and histological images make essential, key facts for any given lesion easy to find and retrieve. Numerous algorithms of differential...

Podane ceny są cenami netto.

Ilość	Tytuł	ISBN

UWAGA! Podane ceny zostaną przeliczone na złotówki wg kursu walut NBP z dnia sprzedaży

SPOSÓB PŁATNOŚCI	DOSTAWA KSIĄŻEK
<input type="checkbox"/> przelew	<input type="checkbox"/> za pośrednictwem firmy kurierskiej OPEK
<input type="checkbox"/> za pobraniem	<input type="checkbox"/> odbiór osobisty

NABYWCA (płatnik)
Nazwa:
Adres:
NIP:
ODBIORCA
Nazwa:
Adres:
Tel.
Fax.
e-mail:
Osoba odpowiedzialna za zamówienie:

SKŁADANIE ZAMÓWIENIA	
Tomasz Kwiatkowski	
Email:	Kom.:
tomasz.kwiatkowski@abe.pl	+48 501 563 100
Tel.:	Fax:
+48 22 654 06 75 wew.40	+48 22 652 07 67

.....
(data)

.....
(podpis)

Jestem zainteresowany/a otrzymywaniem informacji o nowych tytułach oraz ofertach





PMPH-USA



ELSEVIER



OXFORD
UNIVERSITY PRESS



ABE-IPS Sp. z o.o.
ul. Grzybowska 37A, 00-855 Warszawa
infolinia 0 801 777 223
tel. +48 22 654 06 75 | fax +48 22 652 07 67
info@abe.pl

www.abe.pl